


KOMATSU



**SK
510**

Skid Steer Loader

SK510-5



ENGINE POWER

23,9 kW / 32,1 HP @ 2.800 rpm

OPERATING WEIGHT

1.855 kg

OPERATING CAPACITY

455 kg



Walk-Around

Highly versatile and compact, the SK510-5 skid steer loader is the result of the competence and technology that Komatsu has acquired over the past 80 years. Developed with constant attention to the needs of customers from all around the world, the end product is a user-friendly skid steer loader with top-class performances.

Outstanding performances

- PPC hydraulic servo-controls
- Smooth and precise action
- Low fuel consumption
- Efficient and reliable
- Closed-Load Sensing System (CLSS)

Total versatility

- Compact dimensions
- Wide range of attachments
- Fast & agile



SK510-5

ENGINE POWER
23,9 kW / 32,1 HP @ 2.800 rpm

OPERATING WEIGHT
1.855 kg

OPERATING CAPACITY
455 kg

First-class operator comfort

- Spacious cab
- LCD panel
- Accelerator pedal



Highest safety standards

- ROPS-FOPS cab
- Safety sensors
- Excellent all around visibility
- Negative action brakes

Easy serviceability

- Easy access to all daily inspection points
- Tilting cab for full maintenance
- Extended 250-hour service interval

KOMTRAX

Komatsu Satellite
Monitoring System
(option)



Outstanding Performances

Closed-Load Sensing System

The SK510-5 skid steer loader is the perfect machine when manoeuvrability and controllability become critical. The variable flow of the Closed-Load Sensing System (CLSS) ensures precision and smoothness to all movements and provides quick and reliable power for any required operation.

Efficient and reliable

The machine features low exhaust emissions, while vibrations and noise levels are kept to a minimum. With an easy access for periodic maintenance, this is an efficient and reliable skid steer loader.

PPC hydraulic servo-controls

The PPC servo-controls, included as standard, make the SK510-5 fast and easy to use. Natural movements and maximum precision guarantee unique efficiency and greatly contribute to reduce operator fatigue. The right joystick controls the movements of the arm and of the bucket; the left one controls the translation.



First-Class Operator Comfort



Spacious cab

A spacious cab, with a wide entrance and comfortable seat, provides a level of comfort that is unmatched in this class of machines. Ergonomic controls and the excellent 360° visibility make the operator's work much easier and safer on any job site. On request, the SK510-5 can be equipped with an exclusive front door, with side windows and with heating for maximum comfort in all seasons.

LCD panel

The LCD panel on the safety bar allows to closely monitor all the machine's main functions: from fuel level to water temperature, air filter condition, engine oil pressure and more.

Accelerator pedal

For an optimised engine usage, lower fuel consumption and improved acoustic comfort the operator can also adjust engine rpm with the accelerator pedal without removing the hand from the joystick.



▬▬ Highest Safety Standards



Safety sensors

In case of unauthorised manoeuvres, a sophisticated system of sensors located on the safety bars and on the seat prevents all machine movements by automatically braking on the transmission and inhibiting the PPC controls. The ROPS-FOPS cab, the excellent dynamic stability of the machine and a 360° visibility combine to give the operator complete confidence in any situation.



Brakes

The service and parking brakes are incorporated into the translation motors. They are hydraulic negative action brakes and can be set "on" or "off" with a button located on the board to the left of the operator. The brakes are always "on" when the engine is not running.



Easy access to inspection points

Routine maintenance and check-ups can be performed by simply opening a rear bonnet that also allows the user to clean the inclinable radiators. For extra servicing, the tilting cab offers complete access to the transmission and to the main components of the hydraulic system. Special self-lubricating bushings increase the greasing intervals for all pins up to 250 hours.



The bonnet: quick engine check



The hatchback: simple inspection and clearing of the radiators

▬▬ Total Versatility



Compact dimensions

Extremely compact, agile and fast, the SK510-5 performs best in small places. Thanks to its short clearance circle and user friendly controls, steering operations are always possible in complete safety.

Multiple attachments

A wide range of attachments can be used with this machine, on many different job sites. Perfect for an everyday use on farms, building yards, industrial environments or harbours, the Komatsu skid steer loader stands in for manual labour with unparalleled versatility.



Komatsu Satellite Monitoring System



KOMTRAX

KOMTRAX™ is a revolutionary machine tracking system designed to save you time and money. You can now monitor your equipment anytime and anywhere. Use valuable machine data received via the KOMTRAX™ web site to optimise your maintenance planning and machine performances.

With KOMTRAX™, you can:

- Check when & where your machines are at work
- Be informed of unauthorized machine use or movement
- Set and receive e-mail notification for security alarms

For further details on KOMTRAX™, please ask your Komatsu dealer for the latest KOMTRAX™ brochure.



Machine working time - With the "daily working record" chart, get precise engine running time data: when your machine was started and when it was shut down, as well as total engine running time.




Fleet location - The machine list instantly locates all your machines, even those in other countries.



Alarm notifications - You can receive notification of alarms both via the KOMTRAX™ website and by e-mail.



Added security - The "engine lock" feature allows to program when a machine's engine can be started. And with "geo-fence", KOMTRAX™ sends notification every time your machine moves in or out of a predetermined operating area.





Specifications

ENGINE

The new generation engine has been developed to comply with the strictest emission controls.

Model	Komatsu 3D84E-5KFC
Type	4-cycle water-cooled diesel engine
Bore x stroke	84 x 90 mm
No. of cylinders	3
Engine power	
at rated engine speed	2.800 rpm
ISO 14396	23,9 kW / 32,1 HP
ISO 9249 (net engine power)	22,5 kW / 30,2 HP
Max. torque/engine speed	100 Nm / 1.750 rpm
Aspiration	natural
Cooling system	water
Air filter type	dry with safety element
Starter motor	electric motor with pre-heating air system for cold climate

OPERATING WEIGHT

Operating weight with standard bucket, fully serviced, +75 kg operator (ISO 6016)	1.855 kg
---	----------

HYDRAULIC SYSTEM

Hydraulic pump	gear pump
Max. pump flow	42 ltr/min
Max. operating pressure	160 bar

TYRES

Standard	27-8.50 x 15
----------------	--------------

CONTROLS

Proportional servo-controls (PPC). The left lever controls the machine movements, the right one controls the working equipment. The pedal controls the auxiliary circuit for attachments. A safety system neutralises all operations when the safety bars are risen or the operator is not seated.

TRANSMISSION

Type	hydrostatic
Pumps	2 x variable displacement
Hydraulic motors	2 x radial pistons
Constant mesh final transmission with "heavy duty" type roller chains, which are immersed in an oil bath.	
Max. travel speed	10 km/h
Oil immersed discs for both parking and working breaks with negative action and automatic insertion.	

ELECTRIC SYSTEM

Voltage	12 V
Battery	65 Ah
Alternator	40 A

SERVICE CAPACITIES

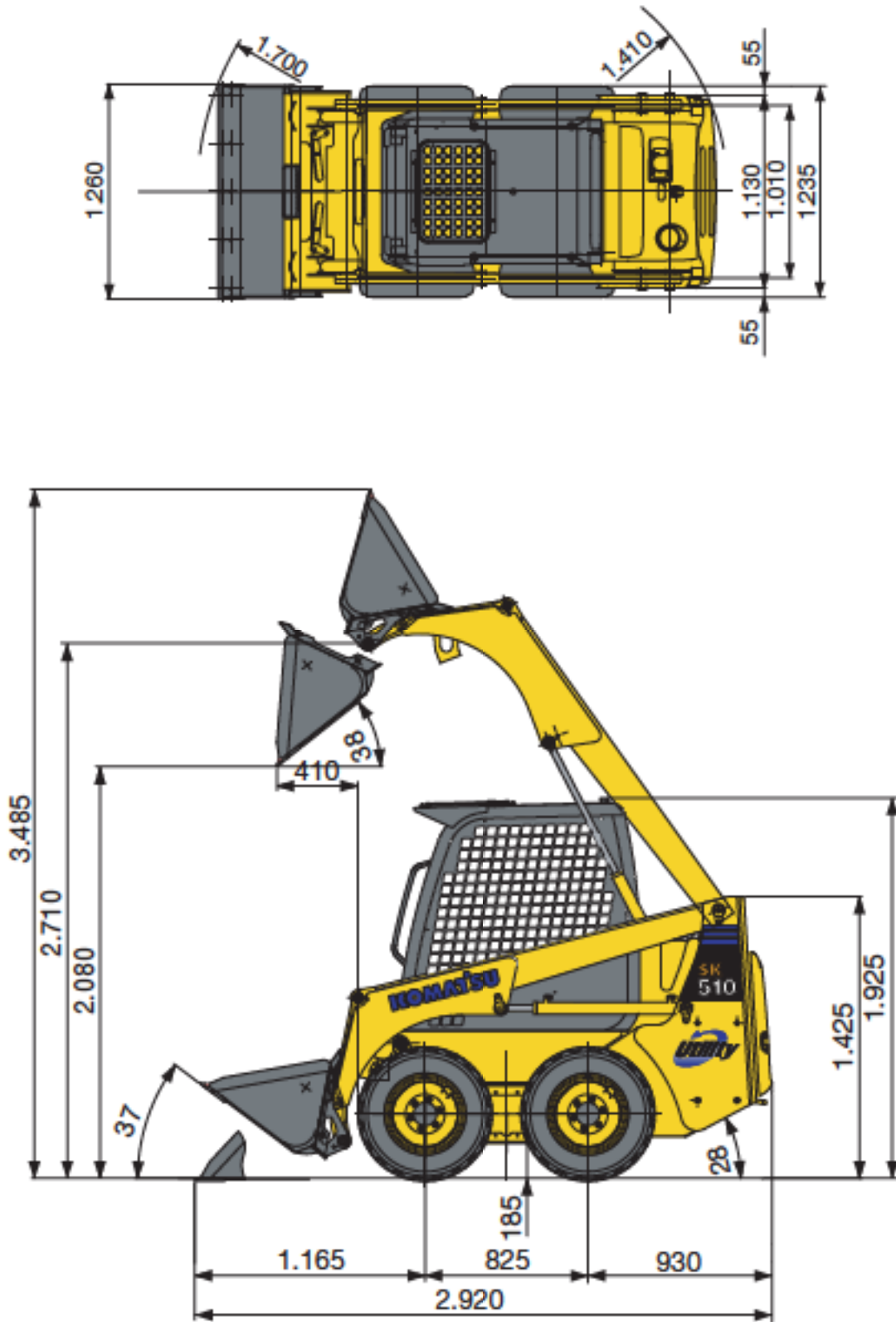
Hydraulic system	28 ltr
Fuel tank	38,5 ltr
Hydraulic transmission (chains)	10,5 + 10,5 ltr
Engine oil	8,5 ltr

LOADER

Operating capacity (ISO 14397)	455 kg
Tipping load (ISO 14397)	910 kg
Standard bucket capacity (ISO 7546)	0,23 m ³
Bucket breakout force (ISO 14397)	1.250 daN (1.270 kg)

ENVIRONMENT

Vibration levels (EN 12096:1997)*	
Hand/arm	≤ 2,5 m/s ² (uncertainty K = 1,2 m/s ²)
Body	≤ 0,5 m/s ² (uncertainty K = 0,2 m/s ²)
* for the purpose of risk assessment under directive 2002/44/EC, please refer to ISO/TR 25398:2006.	



Skid Steer Loader

SK510-5

Standard and Optional Equipment

ENGINE

Komatsu aspirated engine	●
Alternator 40A	●

TYRES AND BRAKES

Tyres 27-8.50 x 15	●
Parking and working brakes	●
Airboss tyres 27-8.50 x 15	○

HYDRAULIC SYSTEM

Auxiliary hydraulic circuit for attachments	●
Universal quick-coupler	●

SAFETY EQUIPMENT

Back-up alarm	●
Horn	●
Accessories for road homologation	○
Rotating beacon	○
Rear view mirrors	○
Master disconnect switch	○
FOPS Class 2	○

CABIN

ROPS / FOPS (Class 1) tilting cab	●
Adjustable seat with safety belt	●
Safety bars with incorporated display	●

Instrument panel including:

- hour meter
- LCD fuel level indicator
- LCD engine water temperature indicator
- safety warning lights: operator onboard, safety bars lowered ●
- other pilot lights: air filter clogging, engine oil pressure, generator, hydraulic oil filter, engine pre-heating, parking brake, working lights, direction indicators

Accelerator pedal	●
Closed cab with side windows, door (with wiper) and heating	○
Deluxe suspension seat with safety belt	○
Fixed or sliding side windows	○
12V internal power supply	○

SERVICE AND MAINTENANCE

KOMTRAX™ - Komatsu satellite monitoring system	○
--	---

LIGHTING SYSTEM

Two front working lights	●
2 rear working lights	○

OTHER EQUIPMENT

Self levelling	○
Cutting edge on teeth	○
Bolt-on cutting edge	○
Lifting hooks	○
Excavator pre-setting	○

ATTACHMENTS

1.260 mm bucket with or without teeth	●
1.160 mm narrow bucket with or without teeth	○
1.460 mm large capacity bucket with or without teeth	○

Other attachments on request

- standard equipment
- optional equipment

Your Komatsu partner:

KOMATSU

**Komatsu Europe
International NV**

Mechelsesteenweg 586
B-1800 VILVOORDE (BELGIUM)
Tel. +32-2-255 24 11
Fax +32-2-252 19 81
www.komatsu.eu